POWERTEC® i S RANGE

i350S and i500S

COMPLETE SOLUTION FOR INDUSTRY

The Powertec® i S Range are reliable workhorses, solid as always, more convenient than ever, and superbly productive. Based on the latest inverter platform, combining modularity, ease of use and optimal MIG/MAG or MMA welding performance with excellent power cost efficiency. With a specially designed, rugged construction, they are ready to work in even the most demanding environmental and production conditions. The Powertec® range is dedicated especially for heavy-fabrication, structural, transportation, shipbuilding and off-shore industries.

The design of the i S range is the one that truly stands out. It is ergonomic and efficient in every detail from configuration of systems, separate wire-feeding units, intuitive display interface with 7 inch / 178mm colour TFT, dedicated accessories and many other features will meet all your industrial welding needs while enhancing your capabilities.

Two power sources: i350S and i500S with a matching wire feeder the advanced LF 56D for more demanding applications, helps customer to fulfill every possible welding needs. Both have the option of water cooling by simply adding the COOLARC® 26.

Processes
Synergic GMAW, FCAW-G, FCAW-S, SMAW and CAG (CAG on i500s)

Welding of
Steel, Stainless Steel, Low Alloy Steel, Aluminium and MIG Brazing

Product Number
Powertec i350s: K14183-1
Powertec i500s: K14185-1

Both products include
USB with operator's manual, ground cable with clamp (3m), gas hose (2m), chain (for gas cylinder protection) and slow-blow fuse 2A (2pcs)

LINCOLN® ELECTRIC

Product	Powertec i350s
Product number	K14183-1
Input (V) / Phases / Hz	400/3/50-60
Fuse size (A)	25
Output range (A)	20-350A
Rated output	350A@50% · 300A@100%
Control Voltage	15-33.5V
Processes	Synergic GMAW, FCAW-G, FCAW-S and SMAW
Protection / Insulation class	IP23
Weight (kg)	68
Dimensions HxWxD (mm)	932 x 560 x 925
Warranty	2 years
Instruction manual	IM3103
Generator compatible	Yes

Product	Powertec i500s
Product number	K14185-1
Input (V) / Phases / Hz	400/3/50-60
Fuse size (A)	32
Output range (A)	20-500A
Rated output	500A@60% · 420A@100%
Control Voltage	15-41V
Processes	Synergic GMAW, FCAW-G, FCAW-S, SMAW and CAG
Protection / Insulation class	IP23
Weight (kg)	79
Dimensions HxWxD (mm)	932 x 560 x 925
Warranty	2 years
Instruction manual	IM3103
Generator compatible	Yes

Product	LF 56D (advanced)
Product number	K14187-1
Wire Feed Speed	1.5-22m/min
Wire Sizes – Solid/Cored	0.8-1.6mm / 0.9-1.6mm
Processes	Synergic GMAW, FCAW-G, FCAW-S, SMAW and CAG
Protection class	IP23
Weight (kg)	17.7
Dimensions HxWxD (mm)	516 x 302 x 642
Warranty	2 years
Power source connection	Dinse

Product includes: USB with operator's manual, rolls 1.0/1.2 for solid wire

ERGONOMIC DESIGN

Heavy duty undercarriage

- Extremely reliable and stable, passed incline stability tests on 15°
- Low gas cylinder entree makes loading very easy
- Quick and easy securing of the shielding gas cylinder

Simple navigation even when using welding gloves

Power Source water cooled ready (cooler COOLARC® 26 as option)

Practical handle
For effortless gripping and safe movement of the machines even with gloves

Rotatable wire feeder
Swivel on the power source enabling rotation of the wire feeder and setting it in any position

Cable Management System (option)
For easy transportation of the whole welding system even with very long connection cable

Rubber bumpers
Protecting feet and 4 lifting eyes for easy hook-in and safe transportation

RELIABILITY

Cable connections on front (in standard) and back rear side (in option) All cable connections can easily be made without tools

Practical
Big storage locker inside the power source with key lock, internal lights, for accessories like gun, gloves, rolls, contact tips, etc.

Intermediate hose packages
Heavy-duty protective hose and military-quality plugs. Strain reliefs on both ends to keep connections well protected. A wide range of lengths to choose (up to 30m), water or air

Large wheels
Effortlessly overcome obstacles such as cables or thresholds

Solid
Metal construction

RELIABLE WORKHORSES

High duty cycle 420A/100% (i500S)
- High production efficiency
- Digital welding current control
- True HD tested – made for the harsh environmental conditions

Inverter engine technology – ECO Friendly
- Lower power consumption thanks to high efficiency – energy cost saving
- Automatic power-saving modes (standby / shutdown function)
- Generator ready

Lincoln Electric Industrial design – Ready to use anywhere
- Safety class IP23, potted PCBs and no structural plastics
- 3 Year full parts and labour warranty

Intelligent F.A.N. (Fan As Needed) in the inverter
Variable speed controlled fan (energy-saving). Low pollution and quiet fan noise

Easy maintenance and servicing
Easy access to all components inside. Software update via laptop or USB (LF 56D)

Cooling tunnel design
Components arranged to protect against dust and dirt

OPTIMISED ERGONOMICS

Gun Holder
Always at hand, ready to work

Lifting eye
Crane suspension for safe vertical lifting operations and easy transportation



Front UI protection cover
Keep your UI safe

Professional wire feeding system
Four driven wire feed rolls. Excellent wire feeding for every material. Permanent internal lights. Wire inching gas test toggle switch

Big wheels
Standard for mobility

Dust-proof wire spool cover
Inspection window indicates level of wire spool. Simple and comfortable spool change. New locking system – spool cover stays always closed

Flowmeter
For shielding gas flow setting (option) Precise adjustment directly on site. Practical especially with long hose packages

Full access for wire spool installation

STATE OF THE ART TECHNOLOGY IN WIRE FEEDING

Professional wire feeding system – robust and precise

- 4 individually driven rolls for extremely stable wire feeding for various wire types
- Aluminium housing for a long service life
- Big roll diameter (37mm) for optimal wire feeding
- Simple, tool-free roll change
- Factory-fitted with rolls for 1.0mm and 1.2mm steel and stainless steel

Connection for drum feed
(optional adapter). Less need to change wire spools saves time

Steel	3 ÷ 5
Stainless steel	
Braze	
Flux cored	2.5 ÷ 3.5
Aluminium	1.5 ÷ 2.5

Wire feeder pressure set-up

Steel	3 ÷ 5
Stainless steel	
Braze	
Flux cored	2.5 ÷ 3.5
Aluminium	1.5 ÷ 2.5



Individually adjustable contact pressure for the front and rear roll pair. Differently set-up for aluminium, steel, stainless steel, braze, flux cored wire

V-groove for stainless steel, steel

U-groove for aluminium

V-groove, knurled for flux cored wire

Color-coded for wire diameter differentiation

New locking system
Quick exchange of roll and wire guides. Simple, tool-free roll change – just few steps:
1. Unlock the roll fastener
2. Unlock pressure arm
3. Exchange the roll

PREMIUM ARC PERFORMANCE

- **ARC INITIATION** – Repeatable arc ignition with outstanding arc characteristics.
- **ARC STABILITY** – Excellent arc stability, ensuring a smooth droplet transfer, with reduced spatter.
- **ARC DYNAMICS** – Rapid parameter adjustment allowing variability under welding conditions.

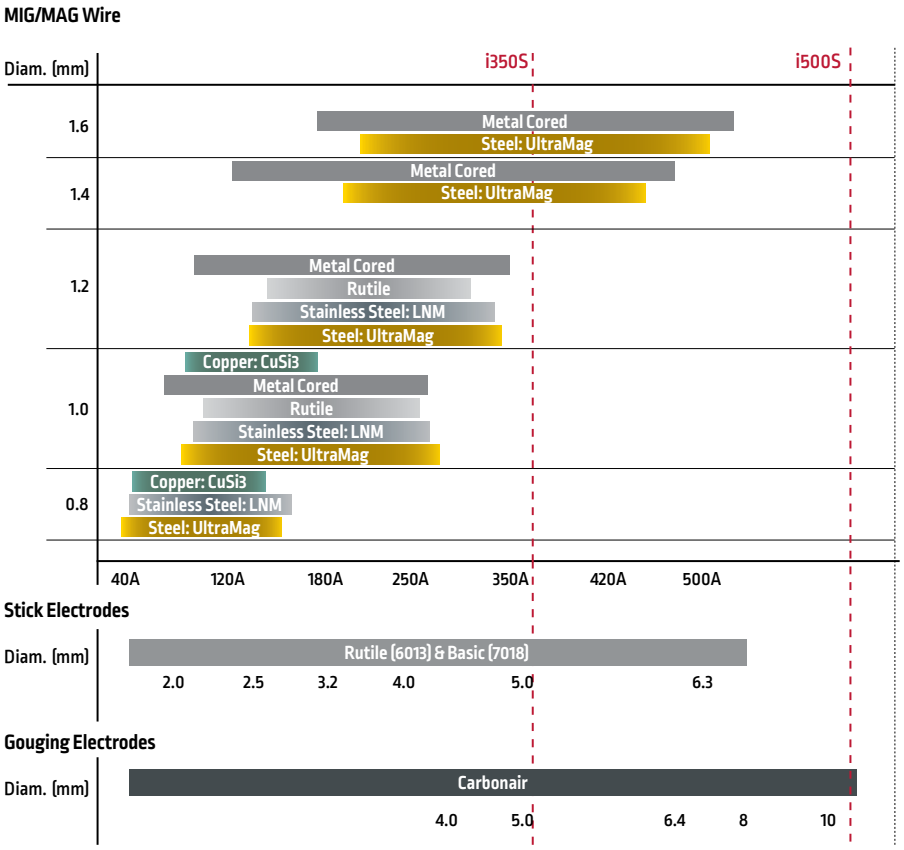

LF56D – INNOVATIVE INTUITIVE INTERFACES

Simple navigation also when using welding gloves

Easy process and settings selection

Interface available in languages: English, German, France, Polish, Finnish, Spanish, Italian, Russian, Dutch, Romanian, Slovakian, Hungarian, Czech and Turkish

LF 56D
Innovative and easy communication

- Two controls, one button for easy navigation
- Icon language for key commands
- ARCFX™ – joint visualization
- Work point in material thickness [mm] / WFS / A
- Locking function / Limits / Memories / Jobs
- Languages (tailor-made language version possible to add)

More functions and features

Auto-settings
Preset parameters to increase productivity

USB connectivity
Easy software update and diagnostics, weld log for quality monitoring

7 inch (178mm) COLOUR DISPLAY

COOLARC 26 – FUNCTIONS AND FEATURES

Built-in handle
for easy transportation

(Back side view)

Cooler fully controlled by power source:
Auto/On/Off for better energy savings and extended service life

Coolant filter
keep coolant clean

LED lights inside reservoir
for better visibility of the coolant level

Flow sensor inside
for gun protection

Simple Connection and Easy Installation

New COOLARC® 26 cooler fully controlled by power source

Cooler Menu is available when cooler is connected

Settings: 3 Modes of operation available:
AUTO OFF ON

Filling Procedure
step by step detail filling instruction

CONNECTION CONFIGURATION – STANDARD

Connection of the intermediate hose package in **front** of the power source

ACCESSORIES – ROLL KITS

Roll Kit for aluminium wires	Product number
Roll Kit 1.0 / 1.2AT FI37 4 rolls (red / orange)	KP14150-U10/12A
Roll Kit 1.2 / 1.6AT FI37 4 rolls (orange / yellow)	KP14150-U12/16A
Roll Kit for solid wires	
Roll Kit 1.2 / 1.6VT FI37 4 rolls (orange / yellow)	KP14150-V12/16
Roll Kit 0.9 / 1.1VT FI37 4 rolls	KP14150-V09/11
Roll Kit for cored wires	
Roll Kit 1.2 / 1.6RT FI37 4 rolls (orange / yellow)	KP14150-V12/16R
Roll Kit 1.4 / 2.0RT FI37 4 rolls	KP14150-V14/20R

Each kit contains:
Metal wire guide for Euro socket, 4 rolls and plastic wire guide set

Powertec® i350S Package

- i350S Power source
- LF56D Wire feeder
- Interconnection cable 10m
- Powercraft 360 (4m) gun
- Work return lead
- Flowmeter
- Input lead (5m)
  (plug required to suit outlet)

Package product number:

K14183-1P

Powertec® i500S Package

- i500S Power source
- LF56D Wire feeder
- Interconnection cable 10m
- Powercraft 360 4m gun
- Work return lead
- Flowmeter
- Input lead (5m)
  (plug required to suit outlet)

Package product number:

K14185-1P

CUSTOMER ASSISTANCE POLICY
Lincoln Electric® business is manufacturing and selling high quality welding equipment, consumables, and cutting equipment. Our challenge is to meet the needs of our customers and to exceed their expectations. On occasion, purchasers may ask Lincoln Electric® for advice or information about their use of our products. We respond to our customers based on the best information in our possession at that time. Lincoln Electric® is not in a position to warrant or guarantee such advice and to the extent permitted by law assumes no liability, with respect to such information or advice. As a matter of practical consideration, we also cannot assume any responsibility for updating or correcting any such information or advice once it has been given. The provision of information or advice does not create, expand or alter this warranty. Lincoln Electric® is a responsive manufacturer, but the selection and use of specific products sold by Lincoln Electric® is solely within the control of, and remains the sole responsibility of the customer. Many variables beyond the control of Lincoln Electric® affect the results obtained in applying this type of fabrication methods and service requirements.
Subject to Change – This information is accurate to the best of our knowledge at the time of printing.

The Lincoln Electric Company (Australia) Pty. Ltd.
35 Bryant Street Padstow NSW 2211 Australia
Ph: 1300 728 720 (AU) | 0800 728 720 (NZ)
www.lincolnelectric.com.au